

# SKILLING AND RESKILLING NEEDS DURING COVID-19

## GHANA



This infographic presents research conducted in 2020 through literature review, interviews (42), enterprise (375) and individual (630) surveys using various virtual platforms to understand the effects of COVID-19 on skills and employment in the surveyed sectors which include agriculture, tourism and hospitality and private education.\*

### ► What was the impact of COVID-19 on the key sectors?

#### AGRICULTURE SECTOR

**200 000**

crates of eggs lost due to market disruptions during lockdown.

**0** layoffs in the cocoa sector

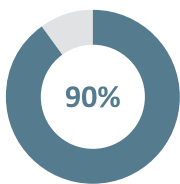


Supplies were delivered to farmers across the country, and cocoa purchases were paid for.

Farmers experienced negative effects from lockdowns



#### TOURISM AND HOSPITALITY SECTOR



employees worked in hotels, restaurants, events etc.

**800 000**

jobs supported in sector



Job losses were recorded across the sector value chain.

Due to the closure of borders, the tourism and hospitality industry fell into a sharp decline in demand for goods and services.


This programme is co-funded by the European Union and the Federal Ministry for Economic Cooperation and Development



Supported by



## PRIVATE EDUCATION



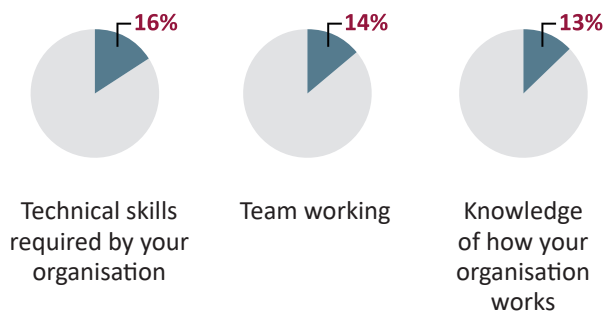
100 000

staff laid off

Private schools were forced to close in the build-up to end-of-term examinations, a major period for collecting outstanding school fees.

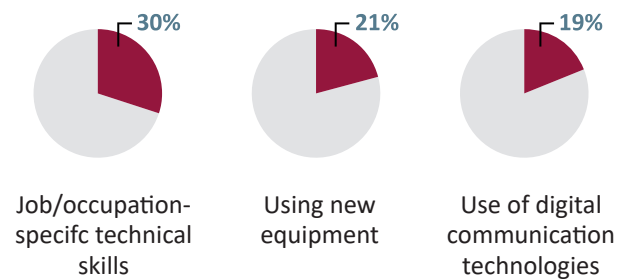


### Top 3 skills employers require from employees



Source: Employer survey

### Top 3 skills required by employees



Source: Individual survey

## RECOMMENDATIONS



**Business recovery training programme** should be rolled out for all **managers** and their **employees**.



**Training programmes** on **supply chain management** could be offered to all workers.



**Digital communication skills** as well as **social media marketing** can be enhanced for workers and employers.



Employees should be skilled in the art of **multitasking**.



A **virtual workshop** should also be organised for **teachers** to learn how to use **online learning platforms**.

\*All information presented in this infographic has been extracted from the full report. In depth data analysis and findings can be found in the report.